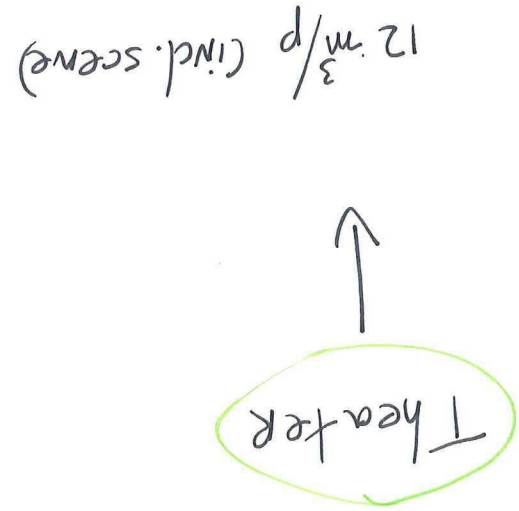


FUNCTIONS

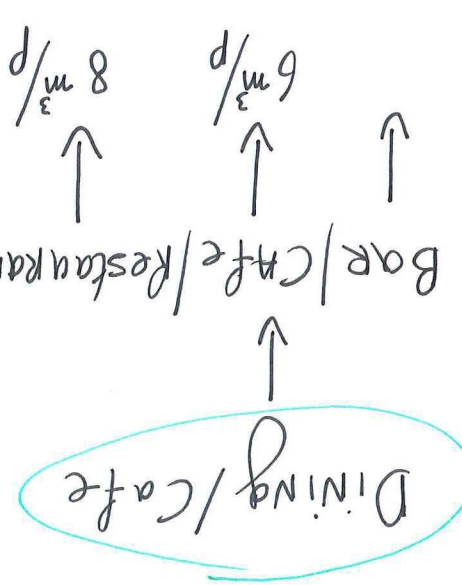


MAX 1700 p.

VOLUME: 20.500 m³
MAX

Average: 12.000 m³
Min: 3.000 m³

Skage + Backstage
Chairs
30% = 900 m³
70% = 8400 m³

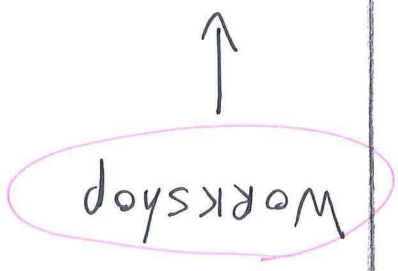


MAX 540 p.

VOLUME: 5000 m³
MAX

Average: 2500 m³
Min: 1000 m³

Restaurant
Kitchen = 30% = 600 m³
Bar = 15% = 300 m³
Tables + chairs = 50% = 1000 m³
Bathroom = 5% = 100 m³
Cafe
Kitchen = 20% = 100 m³
Bar = 10% = 50 m³
Sitting = 70% = 350 m³

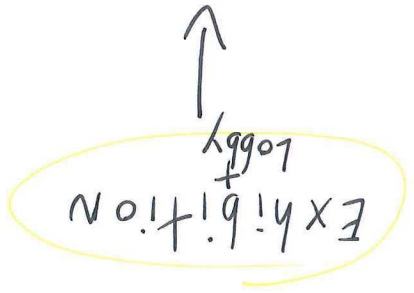


MAX 425 p.

VOLUME: 8500 m³
MAX

Average: 6000 m³
Min: 500 m³

Sitting = 90% = 5500 m³
Mechanical equipment = 10% = 500 m³



MAX 4000 p.

VOLUME: 20.000 m³
MAX

Average: 8000 m³
Min: 4000 m³

100% = 8000 m³

CORE